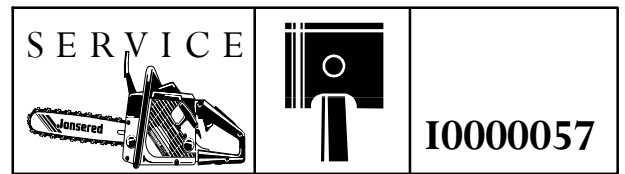


Jonsered



Cutting Equipment, 2001-04

Not available as printed IPL

Cutting Equipment

Guide Bars and Chains

2115 EL

2118 EL

Jonsered

Bar Mounting: small SMS (095)

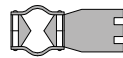
Bar length inches/cm	Chain pitch inches	Gauge inches/mm	Drive links	Bar part number	Chain part number	Chain type Jonsered/ Oregon
SN = Sprocket nose, laminated bar						
14 in. / 35 cm	3/8"	.050 / 1,3	52	501 85 53-52	504 57 44-52	S36/91VG
16 in. / 40 cm	3/8"	.050 / 1,3	56	501 85 53-56	504 57 44-56	S36/91VG



S36/91VG



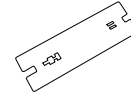
5/32" / 4,0



-



505 69 81-14



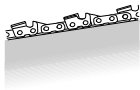
505 69 81-03

2033 T



Bar Mounting: small SMS (095)

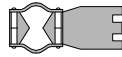
Bar length inches/cm	Chain pitch inches	Gauge inches/mm	Drive links	Bar part number	Chain part number	Chain type Jonsered/ Oregon
SN = Sprocket nose, laminated bar						
12 in. / 30 cm	3/8"	.050 / 1,3	45	501 92 29-45	504 57 44-45	S36/91VG
14 in. / 35 cm	3/8"	.050 / 1,3	52	501 92 29-52	504 57 44-52	S36/91VG



S36/91VG



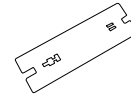
5/32" / 4,0



-



505 69 81-14



505 69 81-03

Bar Mounting: small SMS (095)

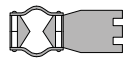
Bar length inches/cm	Chain pitch inches	Gauge inches/mm	Drive links	Bar part number	Chain part number	Chain type Jonsered/ Oregon
SN = Sprocket nose, laminated bar						
14 in. / 35 cm	3/8"	.050 / 1,3	52	501 85 53-52	504 57 44-52	S36/91VG
16 in. / 40 cm	3/8"	.050 / 1,3	56	501 85 53-56	504 57 44-56	S36/91VG



S36/91VG



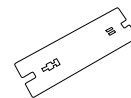
5/32" / 4,0



-



505 69 81-14



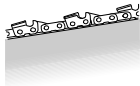
505 69 81-03

2036 2040

Jonsered

Bar Mounting: small SMS (095)

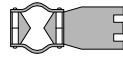
Bar length inches/cm	Chain pitch inches	Gauge inches/mm	Drive links	Bar part number	Chain part number	Chain type Jonsered/ Oregon
SN = Sprocket nose, laminated bar						
12 in. / 30 cm	3/8"	.050 / 1,3	45	507 43 36-48	504 57 44-45	S36/91VG
14 in. / 35 cm	3/8"	.050 / 1,3	52	501 85 53-52	504 57 44-52	S36/91VG
16 in. / 40 cm	3/8"	.050 / 1,3	56	501 85 53-56	504 57 44-56	S36/91VG
13 in. / 33 cm	.325"	.058 / 1,5	56	508 91 23-56	504 57 01-56	S25/21BP
15 in. / 38 cm	.325"	.058 / 1,5	64	508 91 23-64	504 57 01-64	S25/21BP



S36/91VG
S25/21BP



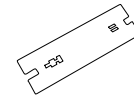
5/32" / 4,0
3/16" / 4,8



-
504 98 16-75



505 69 81-14
505 69 81-10



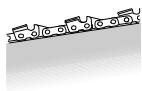
505 69 81-03
505 69 81-00

2041, 2045 2050

Jonsered

Bar Mounting: small SMS (095)

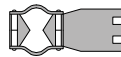
Bar length inches/cm	Chain pitch inches	Gauge inches/mm	Drive links	Bar part number	Chain part number	Chain type Jonsered/ Oregon
SN = Sprocket nose, laminated bar						
13 in. / 33 cm	.325"	.050 / 1,3	56	508 92 63-56	504 57 37-56	S30/95VP
15 in. / 38 cm	.325"	.050 / 1,3	64	508 92 63-64	504 57 37-64	S30/95VP
16 in. / 40 cm	.325"	.050 / 1,3	66	508 92 63-66	504 57 37-66	S30/95VP
18 in. / 45 cm	.325"	.050 / 1,3	72	508 92 63-72	504 57 37-72	S30/95VP
13 in. / 33 cm	.325"	.058 / 1,5	56	508 91 23-56	504 57 01-56	S25/21BP
15 in. / 38 cm	.325"	.058 / 1,5	64	508 91 23-64	504 57 01-64	S25/21BP
16 in. / 40 cm	.325"	.058 / 1,5	66	508 91 23-66	504 57 01-66	S25/21BP
18 in. / 45 cm	.325"	.058 / 1,5	72	508 91 23-72	504 57 01-72	S25/21BP



S30/95VP
S25/21BP



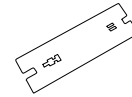
3/16" / 4,8
3/16" / 4,8



504 98 16-74
504 98 16-75



-
505 69 81-10



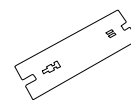
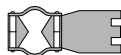
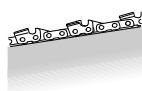
-
505 69 81-00

2141, 2145 2150

Jonsered

Bar Mounting: small SMS (095)

Bar length inches/cm	Chain pitch inches	Gauge inches/mm	Drive links	Bar part number	Chain part number	Chain type Jonsered/ Oregon
SN = Sprocket nose, laminated bar						
13 in. / 33 cm	.325"	.050 / 1,3	56	508 92 63-56	504 57 37-56	S30/95VP
15 in. / 38 cm	.325"	.050 / 1,3	64	508 92 63-64	504 57 37-64	S30/95VP
16 in. / 40 cm	.325"	.050 / 1,3	66	508 92 63-66	504 57 37-66	S30/95VP
18 in. / 45 cm	.325"	.050 / 1,3	72	508 92 63-72	504 57 37-72	S30/95VP
13 in. / 33 cm	.325"	.058 / 1,5	56	508 91 23-56	504 57 01-56	S25/21BP
15 in. / 38 cm	.325"	.058 / 1,5	64	508 91 23-64	504 57 01-64	S25/21BP
16 in. / 40 cm	.325"	.058 / 1,5	66	508 91 23-66	504 57 01-66	S25/21BP
18 in. / 45 cm	.325"	.058 / 1,5	72	508 91 23-72	504 57 01-72	S25/21BP



S30/95VP
S25/21BP

3/16" / 4,8
3/16" / 4,8

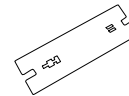
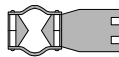
504 98 16-74
504 98 16-75

-
505 69 81-10

-
505 69 81-00

Bar Mounting: small SMS (095)

Bar length inches/cm	Chain pitch inches	Gauge inches/mm	Drive links	Bar part number	Chain part number	Chain type Jonsered/ Oregon
SN = Sprocket nose, laminated bar						
13 in. / 33 cm	.325"	.050 / 1,3	56	508 92 63-56	504 57 37-56	S30/95VP
15 in. / 38 cm	.325"	.050 / 1,3	64	508 92 63-64	504 57 37-64	S30/95VP
16 in. / 40 cm	.325"	.050 / 1,3	66	508 92 63-66	504 57 37-66	S30/95VP
18 in. / 45 cm	.325"	.050 / 1,3	72	508 92 63-72	504 57 37-72	S30/95VP
20 in. / 50 cm	.325"	.050 / 1,3	80	508 92 63-80	504 57 37-80	S30/95VP
13 in. / 33 cm	.325"	.058 / 1,5	56	508 91 23-56	504 57 01-56	S25/21BP
15 in. / 38 cm	.325"	.058 / 1,5	64	508 91 23-64	504 57 01-64	S25/21BP
16 in. / 40 cm	.325"	.058 / 1,5	66	508 91 23-66	504 57 01-66	S25/21BP
18 in. / 45 cm	.325"	.058 / 1,5	72	508 91 23-72	504 57 01-72	S25/21BP
20 in. / 50 cm	.325"	.058 / 1,5	80	508 91 23-80	504 57 01-80	S25/21BP



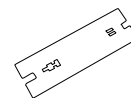
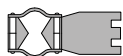
S30/95VP	3/16" / 4,8	504 98 16-74	-	-
S25/21BP	3/16" / 4,8	504 98 16-75	505 69 81-10	505 69 81-00

2054 2055



Bar Mounting: small SMS (095)

Bar length inches/cm	Chain pitch inches	Gauge inches/mm	Drive links	Bar part number	Chain part number	Chain type Jonsered/ Oregon
SN = Sprocket nose, laminated bar						
13 in. / 33 cm	.325"	.050 / 1,3	56	508 92 63-56	504 57 37-56	S30/95VP
15 in. / 38 cm	.325"	.050 / 1,3	64	508 92 63-64	504 57 37-64	S30/95VP
16 in. / 40 cm	.325"	.050 / 1,3	66	508 92 63-66	504 57 37-66	S30/95VP
18 in. / 45 cm	.325"	.050 / 1,3	72	508 92 63-72	504 57 37-72	S30/95VP
20 in. / 50 cm	.325"	.050 / 1,3	80	508 92 63-80	504 57 37-80	S30/95VP
13 in. / 33 cm	.325"	.058 / 1,5	56	508 91 23-56	504 57 01-56	S25/21BP
15 in. / 38 cm	.325"	.058 / 1,5	64	508 91 23-64	504 57 01-64	S25/21BP
16 in. / 40 cm	.325"	.058 / 1,5	66	508 91 23-66	504 57 01-66	S25/21BP
18 in. / 45 cm	.325"	.058 / 1,5	72	508 91 23-72	504 57 01-72	S25/21BP
20 in. / 50 cm	.325"	.058 / 1,5	80	508 91 23-80	504 57 01-80	S25/21BP
RSN = Replaceable sprocket nose, solid bar						
18 in. / 45 cm	3/8"	.058 / 1,5	68	501 95 78-68	504 57 03-68	S42/73LP



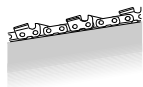
S30/95VP	3/16" / 4,8	504 98 16-74	-	-
S25/21BP	3/16" / 4,8	504 98 16-75	505 69 81-10	505 69 81-00
S42/73LP	7/32" / 5,5	505 69 81-07	504 98 16-44	505 69 81-01

2159 2163

Jonsered

Bar Mounting: small SMS (095)

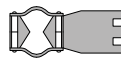
Bar length inches/cm	Chain pitch inches	Gauge inches/mm	Drive links	Bar part number	Chain part number	Chain type Jonsered/ Oregon
SN = Sprocket nose, laminated bar						
13 in. / 33 cm	.325"	.058 / 1,5	56	508 91 23-56	504 57 01-56	S25/21BP
15 in. / 38 cm	.325"	.058 / 1,5	64	508 91 23-64	504 57 01-64	S25/21BP
16 in. / 40 cm	.325"	.058 / 1,5	66	508 91 23-66	504 57 01-66	S25/21BP
18 in. / 45 cm	.325"	.058 / 1,5	72	508 91 23-72	504 57 01-72	S25/21BP
20 in. / 50 cm	.325"	.058 / 1,5	80	508 91 23-80	504 57 01-80	S25/21BP
13 in. / 33 cm	3/8"	.058 / 1,5	52	-	504 57 03-52	S42/73LP
15 in. / 38 cm	3/8"	.058 / 1,5	56	508 91 43-56	504 57 03-56	S42/73LP
16 in. / 40 cm	3/8"	.058 / 1,5	60	508 91 43-60	504 57 03-60	S42/73LP
18 in. / 45 cm	3/8"	.058 / 1,5	68	508 91 43-68	504 57 03-68	S42/73LP
RSN = Replaceable sprocket nose, solid bar						
18 in. / 45 cm	3/8"	.058 / 1,5	68	501 95 78-68	504 57 03-68	S42/73LP



S25/21BP
S42/73LP



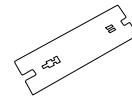
3/16" / 4,8
7/32" / 5,5



504 98 16-75
505 69 81-07



505 69 81-10
504 98 16-44



505 69 81-00
505 69 81-01

2165 2171

Jonsered

Bar Mounting: Big SMS (009)

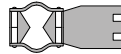
Bar length inches/cm	Chain pitch inches	Gauge inches/mm	Drive links	Bar part number	Chain part number	Chain type Jonsered/ Oregon
SN = Sprocket nose, laminated bar						
15 in. / 38 cm	3/8"	.058 / 1,5	56	508 91 33-56	504 57 03-56	S42/73LP
16 in. / 40 cm	3/8"	.058 / 1,5	60	508 91 33-60	504 57 03-60	S42/73LP
18 in. / 45 cm	3/8"	.058 / 1,5	68	508 91 33-68	504 57 03-68	S42/73LP
20 in. / 50 cm	3/8"	.058 / 1,5	72	501 95 61-72	504 57 03-72	S42/73LP
RSN = Replaceable sprocket nose, solid bar						
18 in. / 45 cm	3/8"	.058 / 1,5	68	501 95 70-68	504 57 03-68	S42/73LP
20 in. / 50 cm	3/8"	.058 / 1,5	72	501 95 70-72	504 57 03-72	S42/73LP
24 in. / 60 cm	3/8"	.058 / 1,5	84	501 95 70-84	504 57 03-84	S42/73LP
28 in. / 70 cm	3/8"	.058 / 1,5	92	501 95 70-92	504 57 03-92	S42/73LP
HN = Hard nose, solid bar						
18 in. / 45 cm	3/8"	.058 / 1,5	68	501 95 68-68	504 57 03-68	S42/73LP
20 in. / 50 cm	3/8"	.058 / 1,5	72	501 95 68-72	504 57 03-72	S42/73LP
24 in. / 60 cm	3/8"	.058 / 1,5	84	501 95 68-84	504 57 03-84	S42/73LP
28 in. / 70 cm	3/8"	.058 / 1,5	92	501 95 68-92	504 57 03-92	S42/73LP



S42/73LP



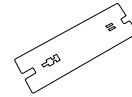
7/32" / 5,5



505 69 81-07



504 98 16-44



505 69 81-01

2077 2083

Jonsered

Bar Mounting: Big SMS (009)

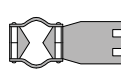
Bar length inches/cm	Chain pitch inches	Gauge inches/mm	Drive links	Bar part number	Chain part number	Chain type Jonsered/ Oregon
SN = Sprocket nose, laminated bar						
15 in. / 38 cm	3/8"	.058 / 1,5	56	508 91 33-56	504 57 03-56	S42/73LP
16 in. / 40 cm	3/8"	.058 / 1,5	60	508 91 33-60	504 57 03-60	S42/73LP
18 in. / 45 cm	3/8"	.058 / 1,5	68	508 91 33-68	504 57 03-68	S42/73LP
20 in. / 50 cm	3/8"	.058 / 1,5	72	501 95 61-72	504 57 03-72	S42/73LP
RSN = Replaceable sprocket nose, solid bar						
18 in. / 45 cm	3/8"	.058 / 1,5	68	501 95 70-68	504 57 03-68	S42/73LP
20 in. / 50 cm	3/8"	.058 / 1,5	72	501 95 70-72	504 57 03-72	S42/73LP
24 in. / 60 cm	3/8"	.058 / 1,5	84	501 95 70-84	504 57 03-84	S42/73LP
28 in. / 70 cm	3/8"	.058 / 1,5	92	501 95 70-92	504 57 03-92	S42/73LP
HN = Hard nose, solid bar						
18 in. / 45 cm	3/8"	.058 / 1,5	68	501 95 68-68	504 57 03-68	S42/73LP
20 in. / 50 cm	3/8"	.058 / 1,5	72	501 95 68-72	504 57 03-72	S42/73LP
24 in. / 60 cm	3/8"	.058 / 1,5	84	501 95 68-84	504 57 03-84	S42/73LP
28 in. / 70 cm	3/8"	.058 / 1,5	92	501 95 68-92	504 57 03-92	S42/73LP



S42/73LP



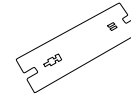
7/32" / 5,5



505 69 81-07



504 98 16-44



505 69 81-01

Bar Mounting: Big SMS (009)

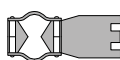
Bar length inches/cm	Chain pitch inches	Gauge inches/mm	Drive links	Bar part number	Chain part number	Chain type Jonsered/ Oregon
SN = Sprocket nose, laminated bar						
15 in. / 38 cm	3/8"	.058 / 1,5	56	508 91 33-56	504 57 03-56	S42/73LP
16 in. / 40 cm	3/8"	.058 / 1,5	60	508 91 33-60	504 57 03-60	S42/73LP
18 in. / 45 cm	3/8"	.058 / 1,5	68	508 91 33-68	504 57 03-68	S42/73LP
20 in. / 50 cm	3/8"	.058 / 1,5	72	501 95 61-72	504 57 03-72	S42/73LP
RSN = Replaceable sprocket nose, solid bar						
18 in. / 45 cm	3/8"	.058 / 1,5	68	501 95 70-68	504 57 03-68	S42/73LP
20 in. / 50 cm	3/8"	.058 / 1,5	72	501 95 70-72	504 57 03-72	S42/73LP
24 in. / 60 cm	3/8"	.058 / 1,5	84	501 95 70-84	504 57 03-84	S42/73LP
28 in. / 70 cm	3/8"	.058 / 1,5	92	501 95 70-92	504 57 03-92	S42/73LP
HN = Hard nose, solid bar						
18 in. / 45 cm	3/8"	.058 / 1,5	68	501 95 68-68	504 57 03-68	S42/73LP
20 in. / 50 cm	3/8"	.058 / 1,5	72	501 95 68-72	504 57 03-72	S42/73LP
24 in. / 60 cm	3/8"	.058 / 1,5	84	501 95 68-84	504 57 03-84	S42/73LP
28 in. / 70 cm	3/8"	.058 / 1,5	92	501 95 68-92	504 57 03-92	S42/73LP
30 in. / 75 cm	.404"	.063 / 1,6	92	501 95 82-92	504 57 06-92	S64/27
36 in. / 90 cm	.404"	.063 / 1,6	104	501 95 82-04	504 57 06-04	S64/27



S42/73LP
S64/27



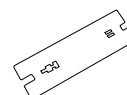
7/32" / 5,5
7/32" / 5,5



505 69 81-07
-



504 98 16-44
505 69 81-15



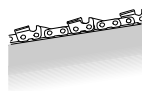
505 69 81-01
505 69 81-02

600+ 600+ EL

Jonsered

Bar Mounting: Big SMS (009)

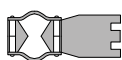
Bar length inches/cm	Chain pitch inches	Gauge inches/mm	Drive links	Bar part number	Chain part number	Chain type Jonsered/ Oregon
SN = Sprocket nose, laminated bar						
16 in. / 40 cm	3/8"	.050 / 1,3	60	508 60 01-62	508 60 90-60	
20 in. / 50 cm	3/8"	.050 / 1,3	72	508 60 02-02	508 60 90-72	
16 in. / 40 cm	.325"	.050 / 1,3	67	501 95 91-67	503 30 70-67	-/95R
20 in. / 50 cm	.325"	.050 / 1,3	81	501 95 91-81	503 30 70-81	-/95R



-/95R



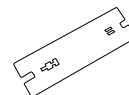
3/16" / 4,8



-



504 98 16-78



-

BAR GUARD

Jonsered

Made from impact-resistant plastic.

13" - 16" Order no. 501 83 44-02

18" - 22" Order no. 501 83 44-05

24" - 28" Order no. 501 83 45-02

Starter cord made off tough polyester/cotton cord.

	Order no.
100 m x 3,0 mm	531 00 38-75
100 m x 3,5 mm	531 00 38-76
100 m x 4,0 mm	531 00 38-77
100 m x 4,5 mm	531 00 38-78

Nose Sprocket **Jonsered**

Type of Sprocket	Bar type	Chain pitch inches	Gauge inches/mm	Part number
SN	EM10T	.325"	.050" / 1,3	501 85 10-05
SN	EM10T	.325"	.058" / 1,5	501 85 10-01
SN	Oregon10T	.325"	.058" / 1,5	501 95 72-01
SN	EM10T	3/8"	.058" / 1,5	501 85 10-02
SN	Oregon11T	3/8"	.058" / 1,5	501 95 74-01
RSN	Oregon11T	3/8"	.058" / 1,5	501 95 75-01

SN = Sprocket nose, laminated bar

RSN = Replaceable sprocket nose, solid bar

Chain Parts



Chain Type inches	Chain pitch	Gauge inches/mm left	Cutter link right	Cutter link
S36 /91VG	3/8"	.050" /1,3	501 71 77-01	501 71 76-01
S30 /95VP	.325"	.050" /1,3	501 84 75-04	501 84 76-04
S25 /21 BP	.325"	.058" /1,5	501 84 75-03	501 84 76-03
S42 /73LP	3/8"	.058" /1,5	501 84 91-01	501 84 92-01
S64 /27	.404"	.063" /1,6	505 36 60-20	505 36 60-10



Chain Type	Chain pitch inches	Gauge inches/mm	Tie link with rivet	Tie link without rivet
S36 /91VG	3/8"	.050" /1,3	501 84 81-05	501 84 78-05
S30 /95VP	.325"	.050" /1,3	501 84 80-08	501 84 77-07
S25 /21BP	.325"	.058" /1,5	501 84 80-05	501 84 77-03
S42 /73LP	3/8"	.058" /1,5	501 84 81-04	501 84 78-04
S64 /27	.404"	.063" /1,6	501 84 82-02	501 84 79-02



Chain Type	Chain pitch inches	Gauge inches/mm	Drive link	Bumber drive link
S36 /91VG	3/8"	.050" /1,3	501 84 84-03	-
S30 /95VP	.325"	.050" /1,3	501 84 83-05	501 84 93-03
S25 /21BP	.325"	.058" /1,5	501 84 83-04	501 84 93-02
S42 /73LP	3/8"	.058" /1,5	501 84 84-05	501 84 86-02
S64 /27	.404"	.063" /1,6	501 84 85-01	501 84 87-01



Model History



Old Model	Please use bar and chain combination for model
370, 380	2036,2040
45, 451, 452	2054, 2055
450, 455	2054, 2055
490, 590	2054, 2055
520, 525, 535	2054, 2055
625, 630, 670	2165,2171
2065, 2071	2165, 2171
2094	2095
